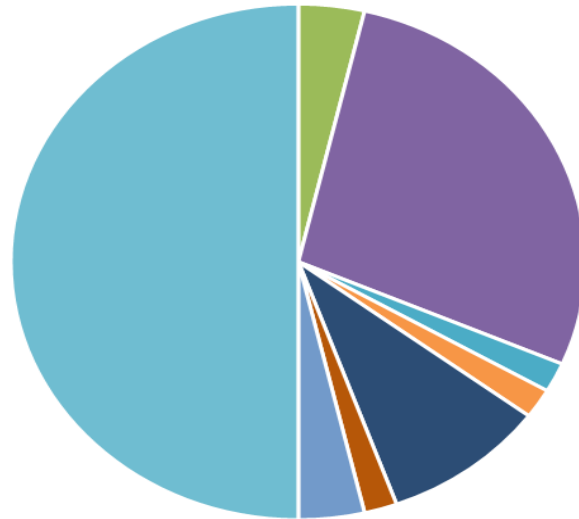


**Maharshi Karve Stree Shikshan Samstha's
Smt. Bakul Tambat Institute of Nursing Education, Karvenagar Pune-52**

2.7.1 Students Satisfaction Survey Analysis 2019-2020

1. Age	Age in years	ANM	Basic BSc Nursing	GNM	M Sc Nursing	P B BSc Nursing	Grand Total
	17		1				1
	18		9				9
	19	2	37	19			58
	20	15	62	79			156
	21	1	76	46		4	127
	22	1	21	21		4	47
	23	5	7	3		14	29
	24			4		11	15
	25			1		6	7
	26			3	6	1	10
	27			1		4	5
	28	1		3			4
	29	2					2
	30				1		1
	31				1		1
	39					1	1
	Grand Total	27	213	180	8	45	473

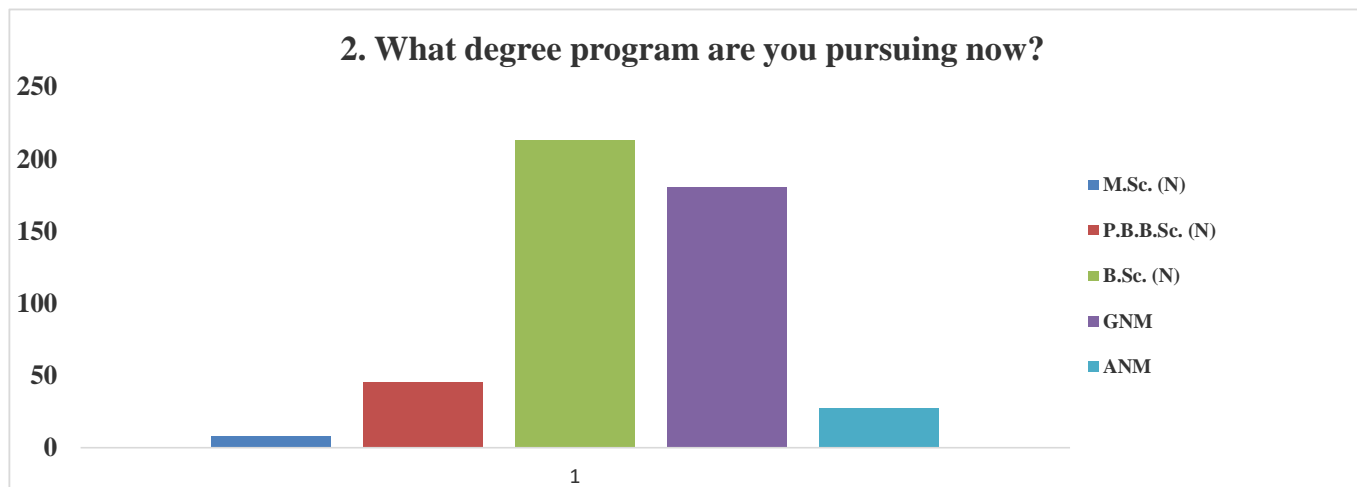
ANM



■ 17 ■ 18 ■ 19 ■ 20 ■ 21 ■ 22 ■ 23 ■ 24 ■ 25 ■ 26 ■ 27 ■ 28 ■ 29 ■ 30 ■ 31 ■ 39

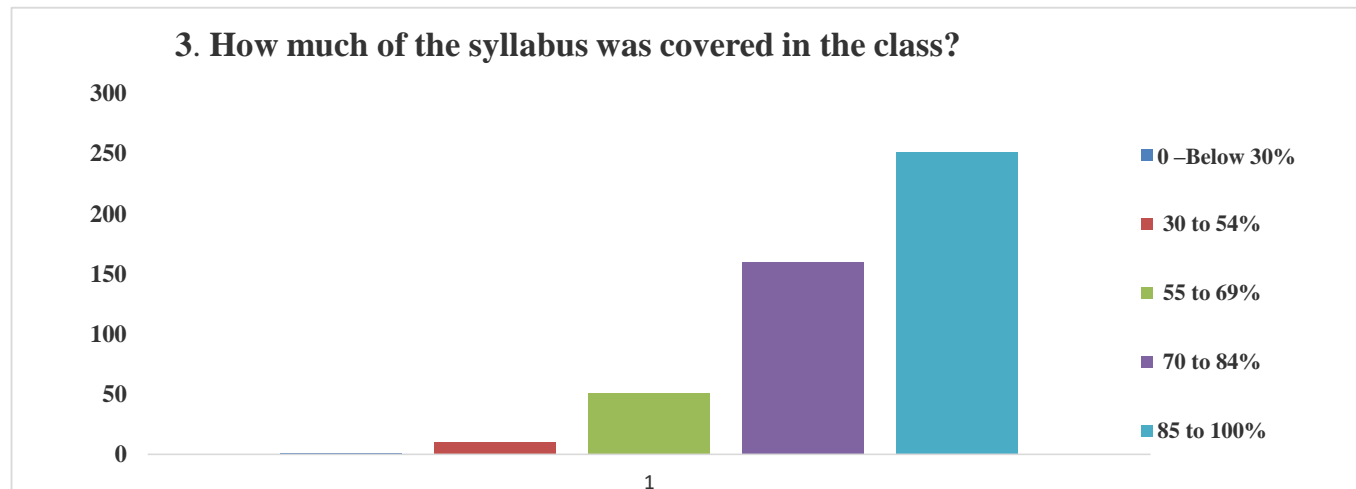
2. What degree program are you pursuing now?

M.Sc. (N)	P.B.B.Sc. (N)	B.Sc. (N)	GNM	ANM	Total
8	45	213	180	27	473



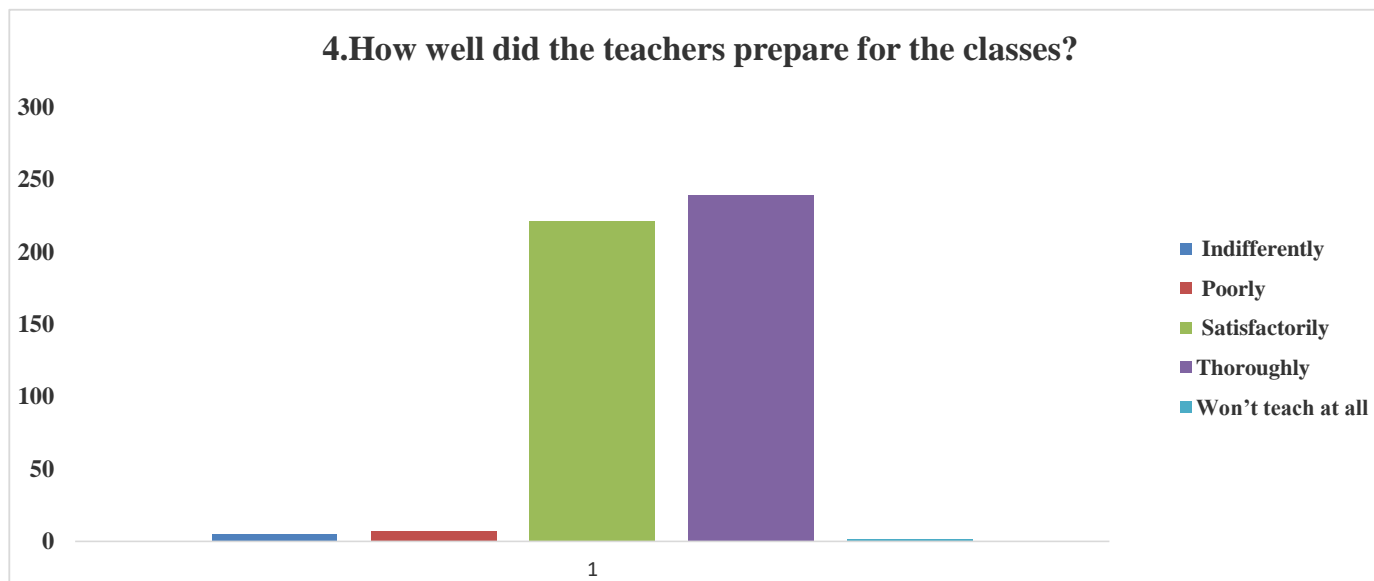
3. How much of the syllabus was covered in the class?

Grades	No of students
0 –Below 30%	1
30 to 54%	10
55 to 69%	51
70 to 84%	160
85 to 100%	251
Total	473

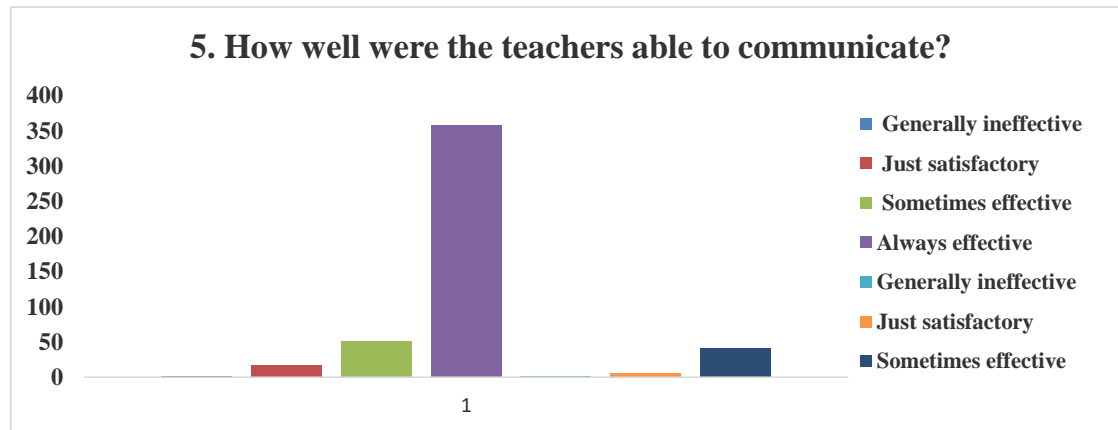


4.How well did the teachers prepare for the classes?

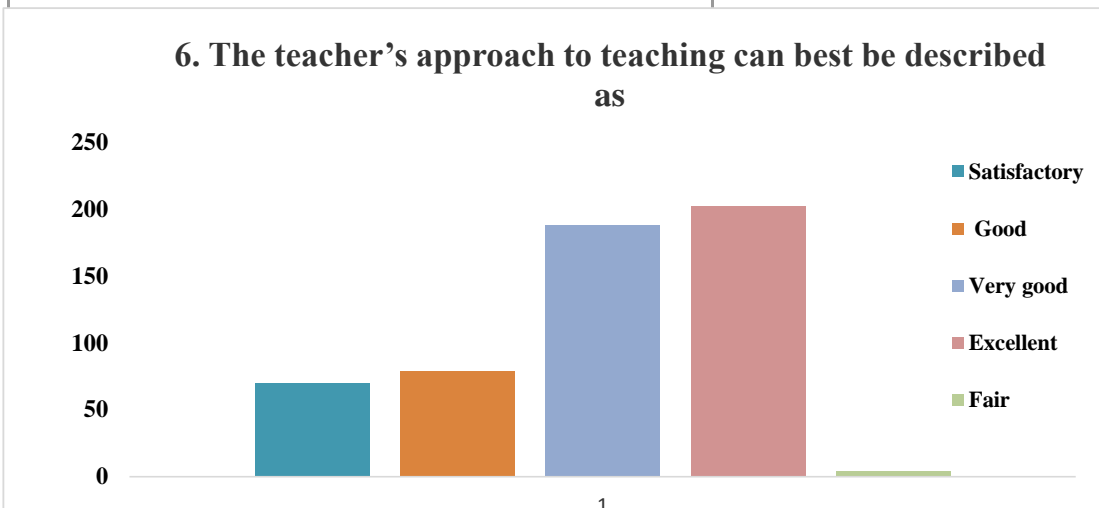
Grades	No of students
Indifferently	5
Poorly	7
Satisfactorily	221
Thoroughly	239
Won't teach at all	1
Total	473



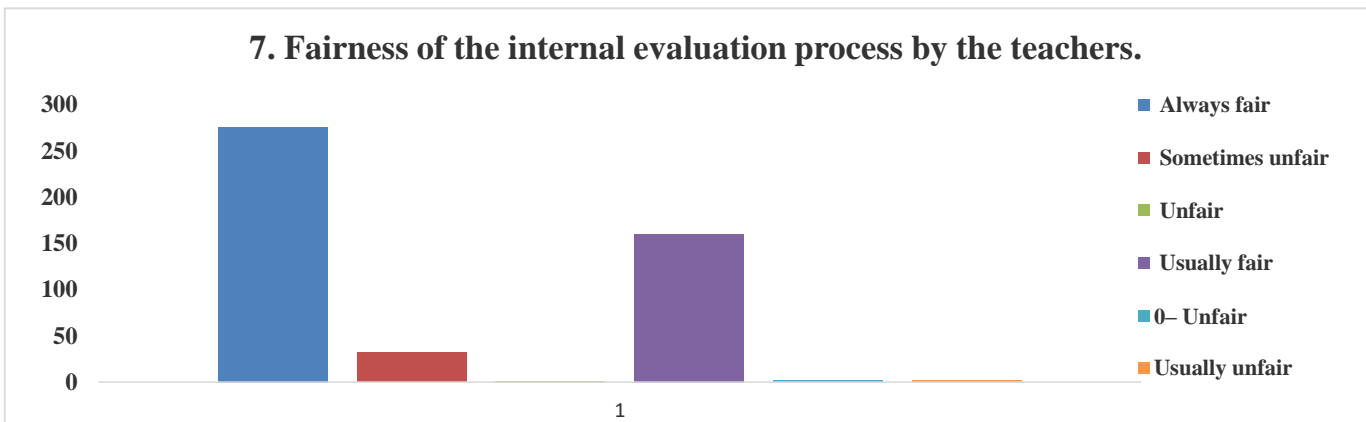
5. How well were the teachers able to communicate?	Grades	No of students
	Generally ineffective	1
	Just satisfactory	16
	Sometimes effective	51
	Always effective	358
	Generally ineffective	1
	Just satisfactory	5
	Sometimes effective	41
	Total	473



	Grades	No of students
6. The teacher's approach to teaching can best be described as	Satisfactory	70
	Good	79
	Very good	188
	Excellent	202
	Fair	4
	Total	473

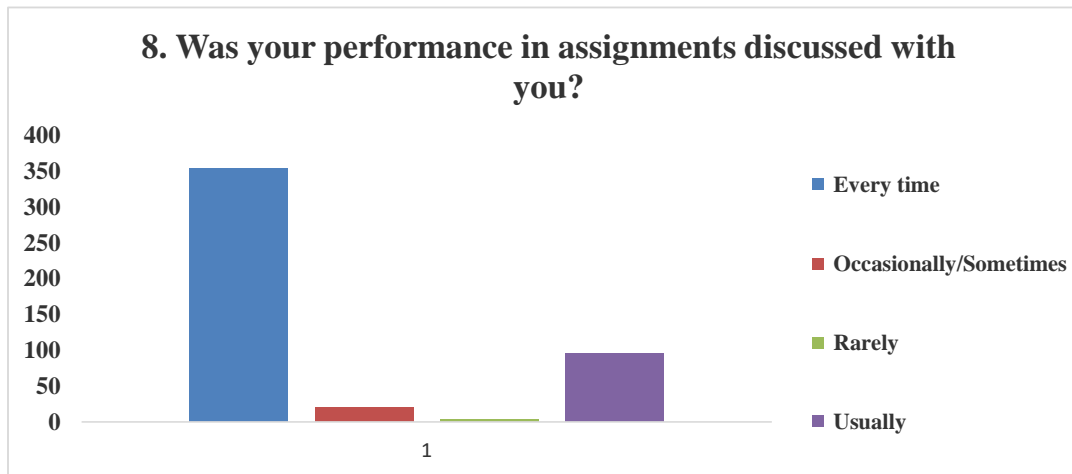


7. Fairness of the internal evaluation process by the teachers.	Grades	No of students
	Always fair	276
	Sometimes unfair	32
	Unfair	1
	Usually fair	160
	0– Unfair	2
	Usually unfair	2
	Total	473



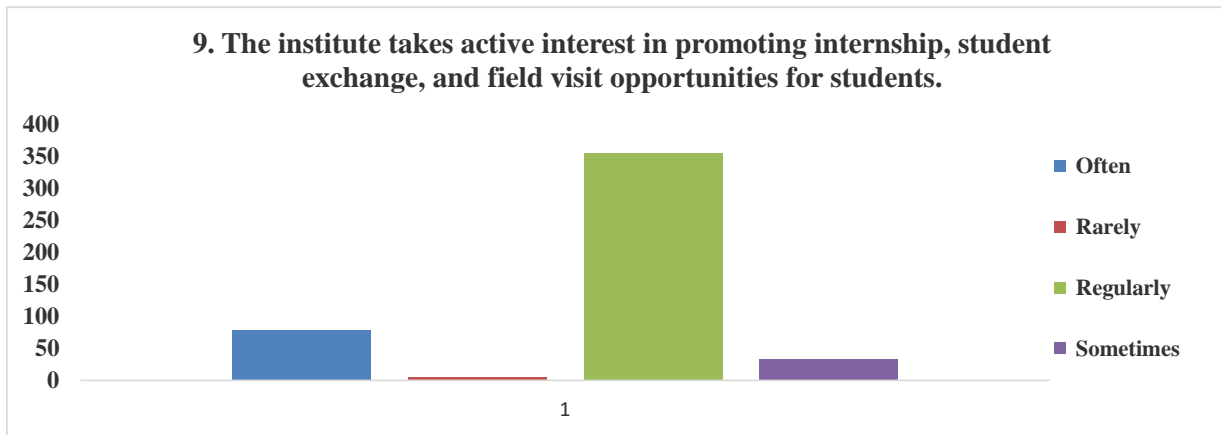
8. Was your performance in assignments discussed with you?

Grades	No of students
Every time	354
Occasionally/Sometimes	20
Rarely	3
Usually	96
Total	473



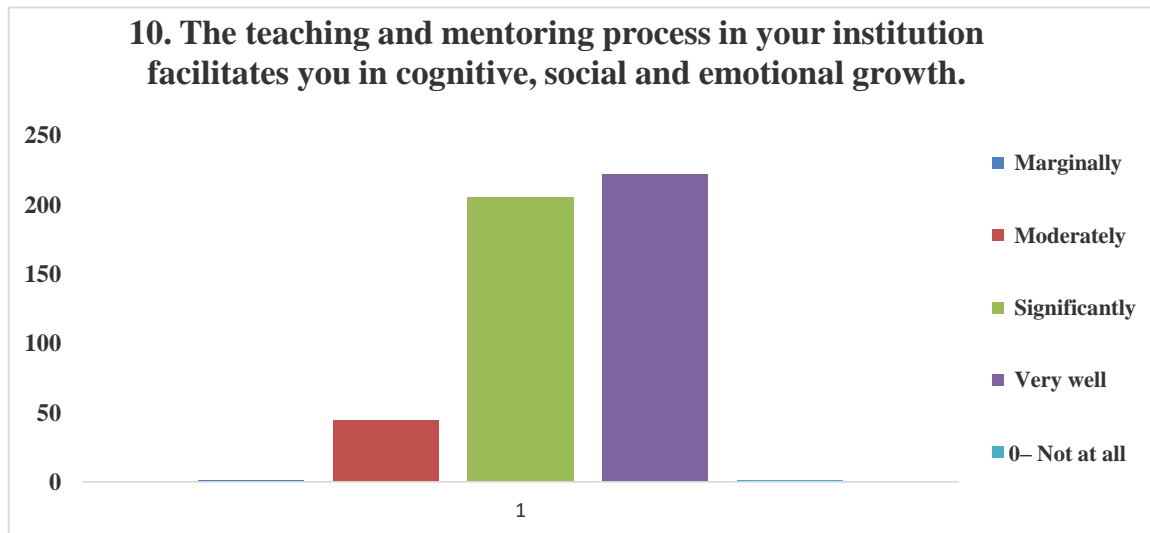
9. The institute takes active interest in promoting internship, student exchange, and field visit opportunities for students

Grades	No of students
Often	79
Rarely	6
Regularly	354
Sometimes	34
Total	473



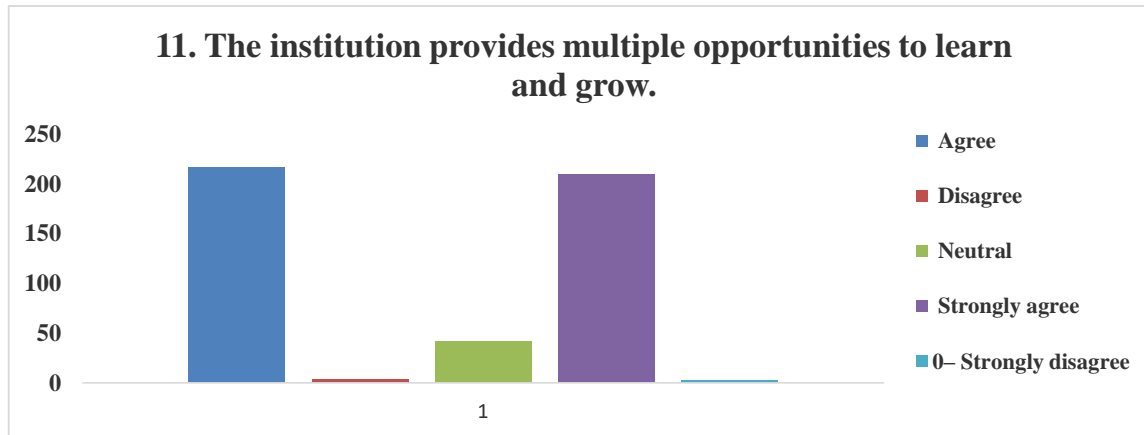
10. The teaching and mentoring process in your institution facilitates you in cognitive, social and emotional

Grades	No of students
Marginally	1
Moderately	44
Significantly	205
Very well	222
0- Not at all	1
Total	473



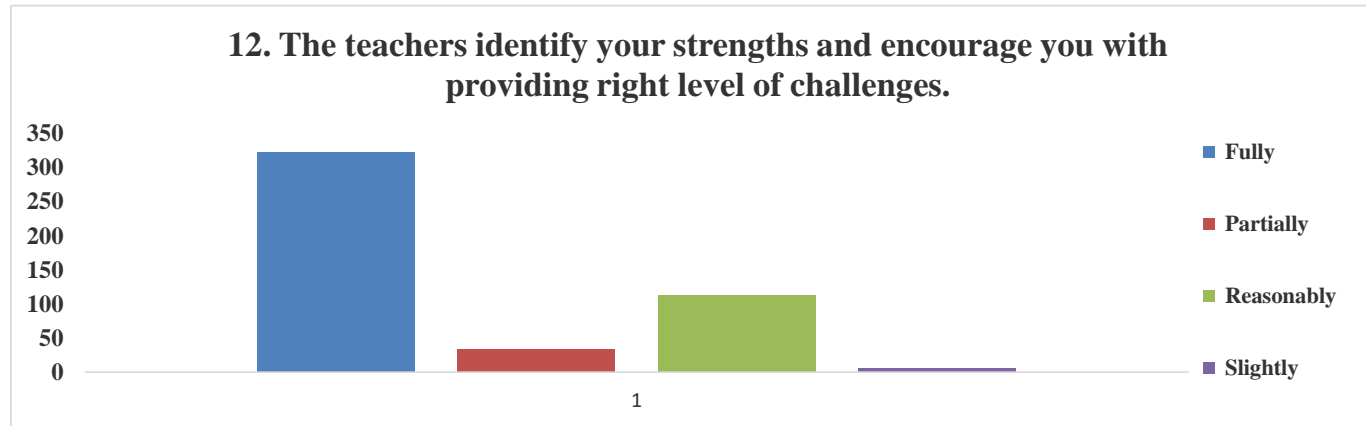
11. The institution provides multiple opportunities to learn and grow.

Grades	No of students
Agree	216
Disagree	3
Neutral	42
Strongly agree	210
0- Strongly disagree	2
Total	473



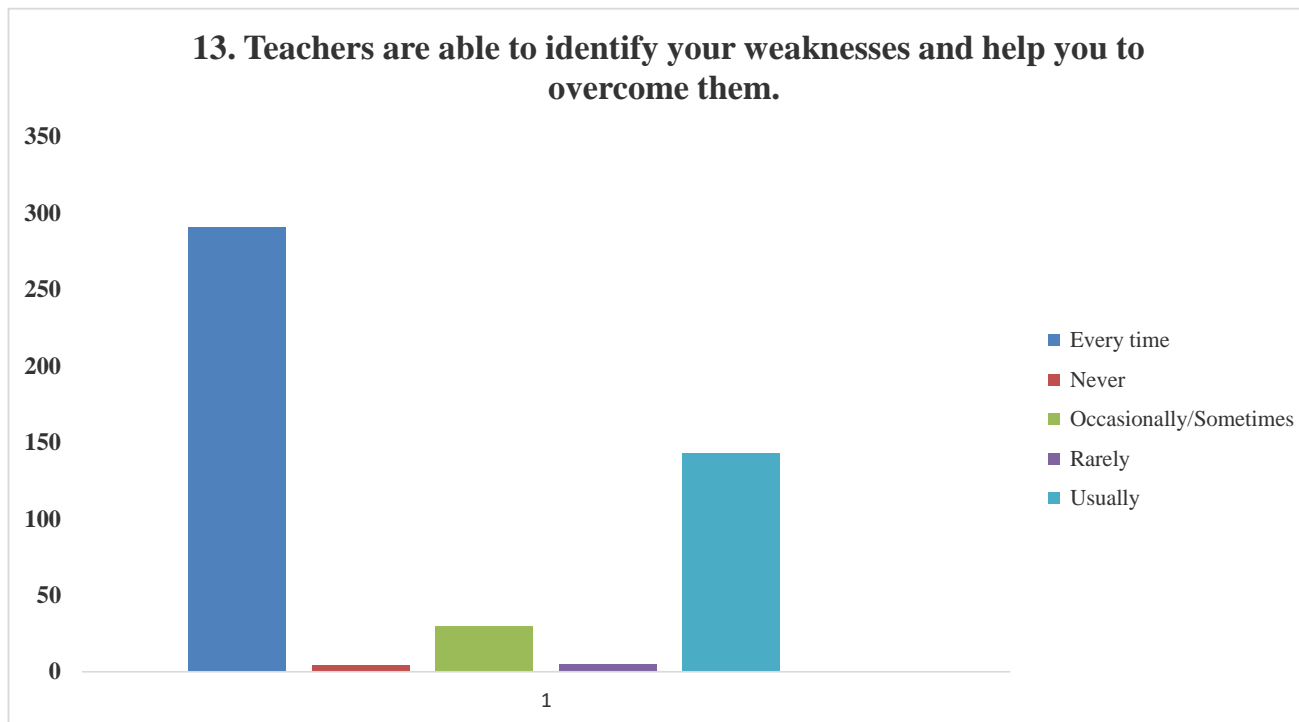
12. The teachers identify your strengths and encourage you with providing right level of challenges.

Grades	No of students
Fully	322
Partially	33
Reasonably	113
Slightly	5
Total	473



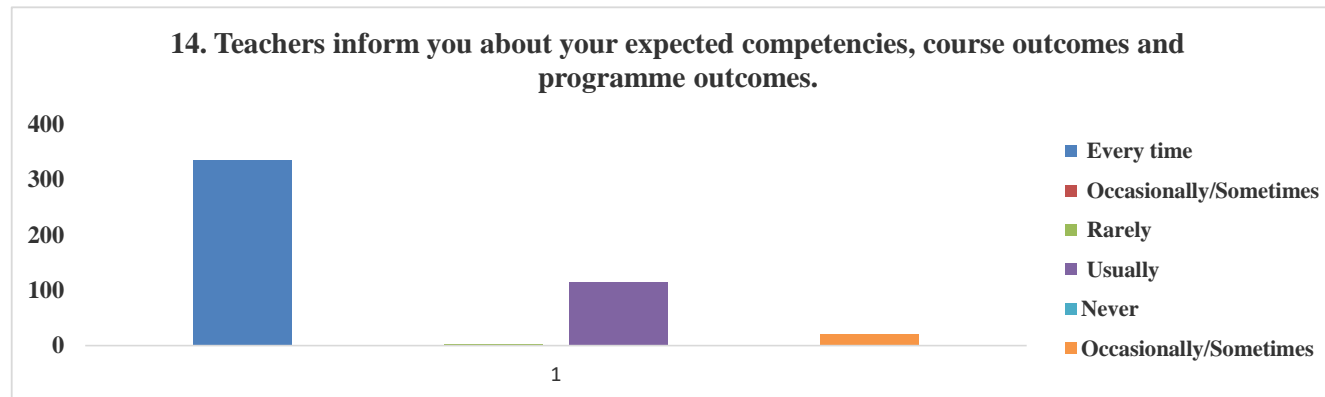
13. Teachers are able to identify your weaknesses and help you to overcome them.

Grades	No of students
Every time	291
Never	4
Occasionally/Sometimes	30
Rarely	5
Usually	143
Total	473

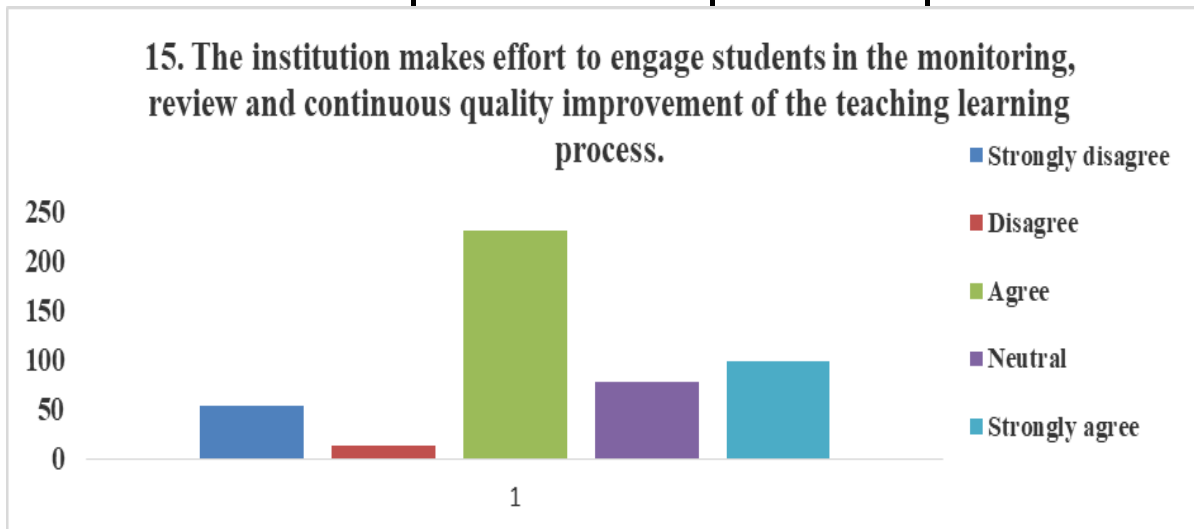


14. Teachers inform you about your expected competencies, course outcomes and programme outcomes.

Grades	No of students
Every time	334
Occasionally/Sometimes	1
Rarely	3
Usually	114
Never	1
Occasionally/Sometimes	20
Total	473

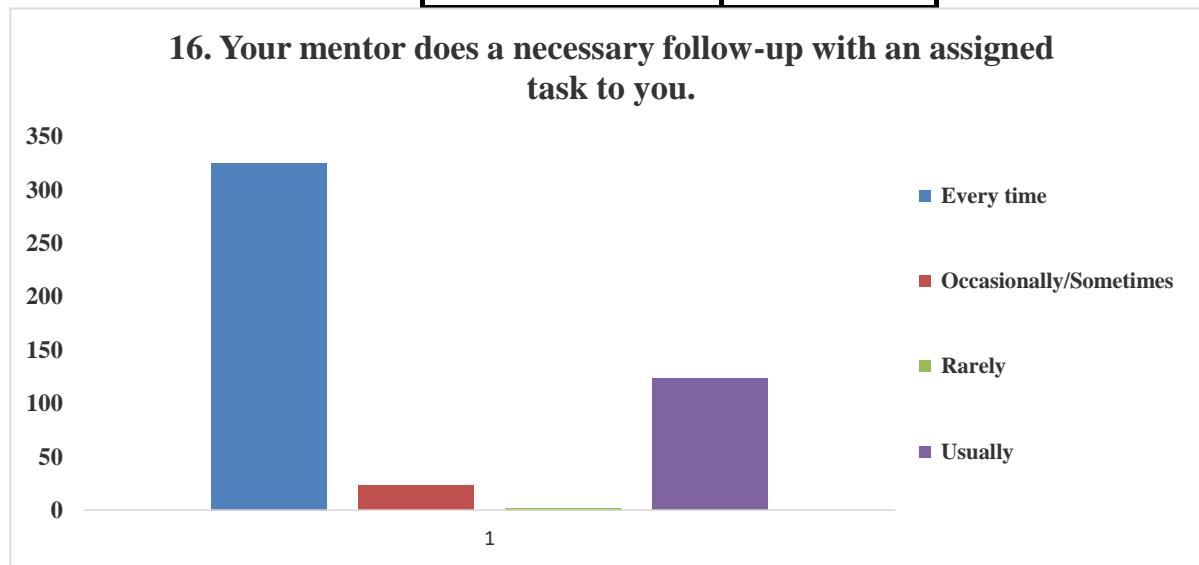


15. The institution makes effort to engage students in the monitoring, review and continuous quality improvement of the teaching	Grades	No of students
	Strongly disagree	54
	Disagree	13
	Agree	230
	Neutral	78
	Strongly agree	98
	Total	473



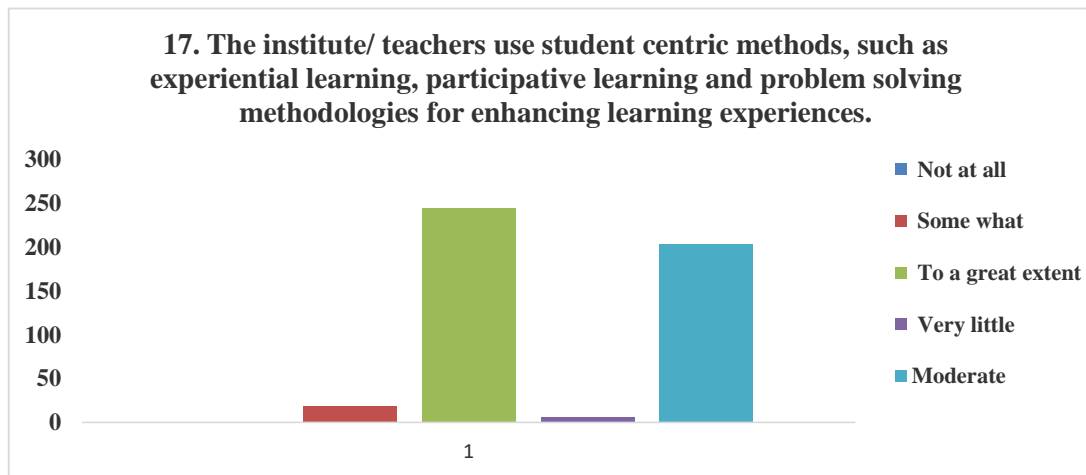
16. Your mentor does a necessary follow-up with an assigned task to you.

Grades	No of students
Every time	325
Occasionally/Sometimes	23
Rarely	2
Usually	123
Total	473



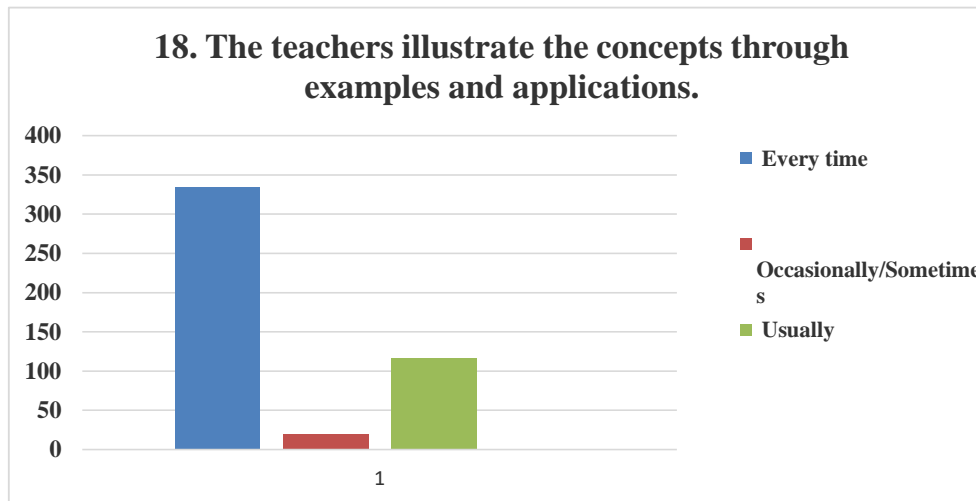
17. The institute/ teachers use student centric methods, such as experiential learning, participative learning and problem solving methodologies for enhancing learning experiences.

Grades	No of students
Not at all	1
Some what	19
To a great extent	244
Very little	6
Moderate	203
Total	473



18. The teachers illustrate the concepts through examples and applications.

Grades	No of students
Every time	334
Occasionally/Sometimes	20
Usually	117
Rarely	1
Total	473



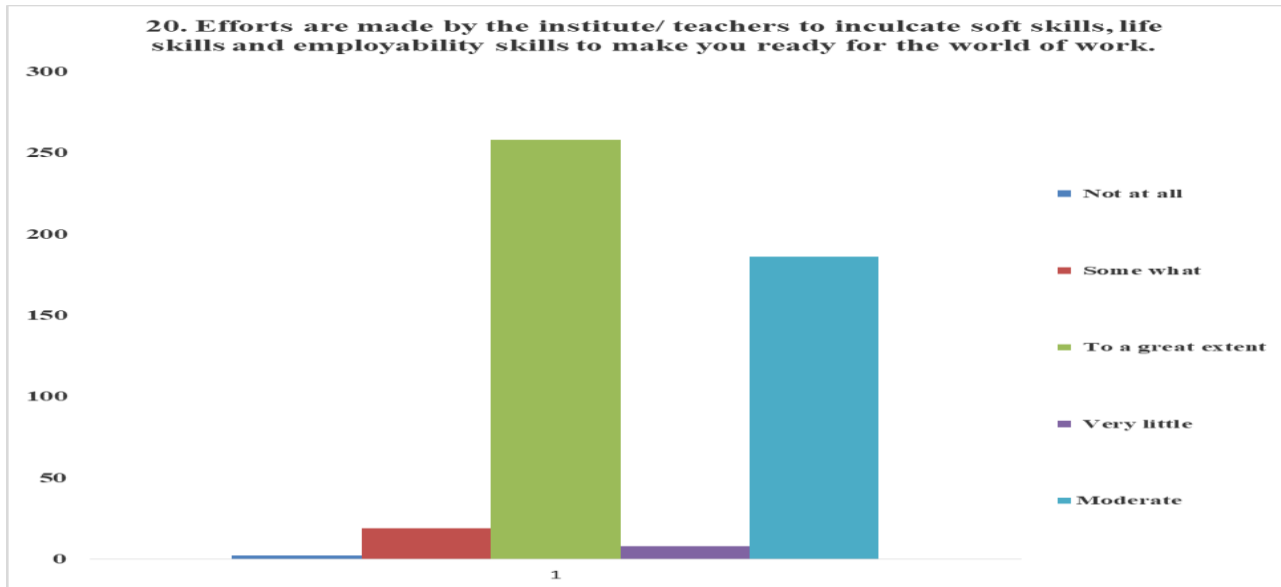
19. Teachers encourage you to participate in extracurricular activities.

Grades	No of students
Agree	231
Disagree	5
Neutral	54
Strongly agree	124
Strongly disagree	59
Total	473



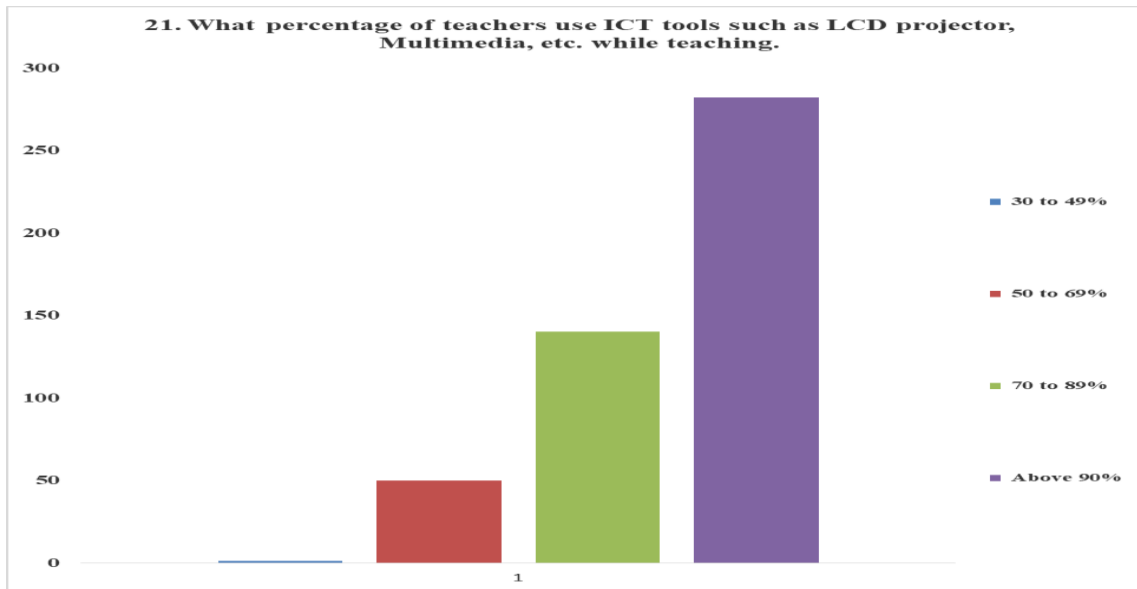
20. Efforts are made by the institute/ teachers to inculcate soft skills, life skills and employability skills to make you ready for the world of

Grades	No of students
Not at all	2
Some what	19
To a great extent	258
Very little	8
Moderate	186
Total	473



21. What percentage of teachers use ICT tools such as LCD projector, Multimedia, etc. while teaching.

Grades	No of students
30 to 49%	1
50 to 69%	50
70 to 89%	140
Above 90%	282
Total	473



22. How well were the teachers able to communicate?

Generally ineffective	1
Just satisfactory	16
Sometimes effective	51
Always effective	358
Generally ineffective	1
Just satisfactory	5
Sometimes effective	41
Total	473

